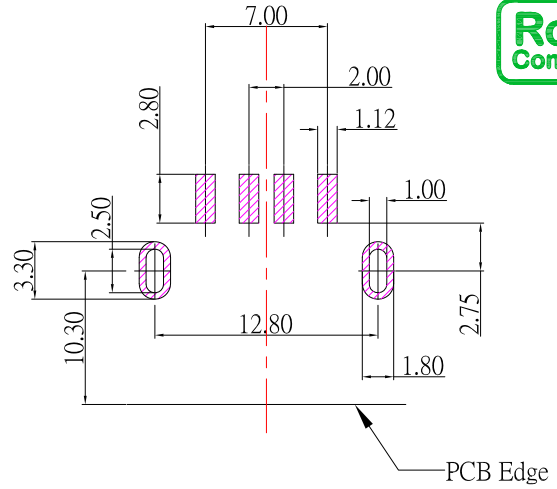
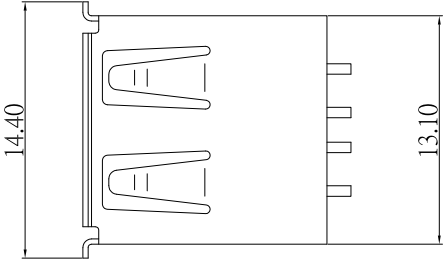


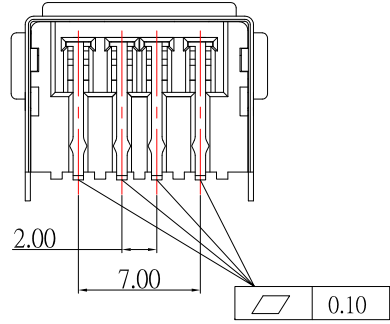
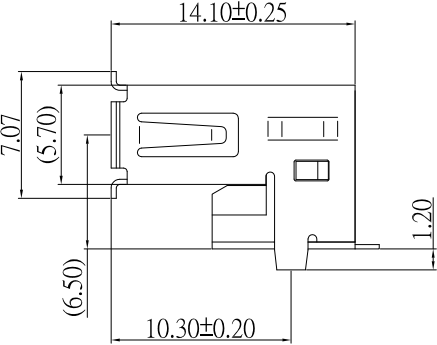
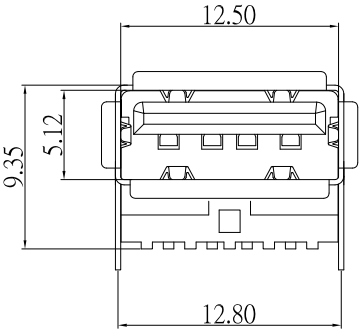


SUA-110M12-x-x-S165

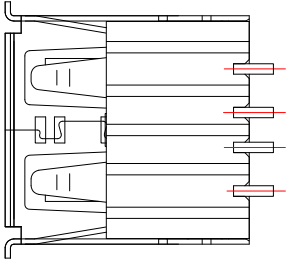
鍍層厚度 :	COLOR :
Blank : 1u"	Black : B
2 : 15u"	White : W
3 : 30u"	



PCB LAYOUT MOUNTING PATTERN



- Material:**
- 1.Housing: LCP
 - 2.Contact: BRASS
 - 3.Shell: BRASS
- Finish:**
- 1.Contact: Plated Gold in Mating Area ;
Tin Plated on Solder Balls ;
Nickel under plated overall
 - 2.Shell: Nickel under Plated surface layer



CONTACT 建倚科技股份有限公司
CONTACT TECHNOLOGY CORP.

TOLERANCE UNLESS OTHERWISE STATED :	Up to 5 ±0.2	3RD. ANGEL'S	UNITS	MM
	Above 5 ~ 30 ±0.3			
	Above 30 ~ 50 ±0.4			
	Above 50 ±0.5			
	Angle ±0.3			

DRAWN BY:	DATE	MAT'L	TITLE	CONNECTOR
Jack Lu	05/08/19			
CHECKED BY:	DATE	FINISH	MODLE	USB AF R/A SMT H:9.35mm
Jacky Chen	05/08/19			
APPROVED BY:	DATE	SCALE	DWG NO.	SUA-110M12-x-x-S165
Tony Kao	05/08/19	1 : 1		
		SHEET NO.	PART NO.	SUA-110M12-x-x-S165
		1 of 1		
			SIZE	A4
			VER	R

ITEM NO.	DESCRIPTION	DRAWN	DATE